



Lawyers Title®



VENTURA COUNTY

# MARKET ACTIVITY & TRENDS

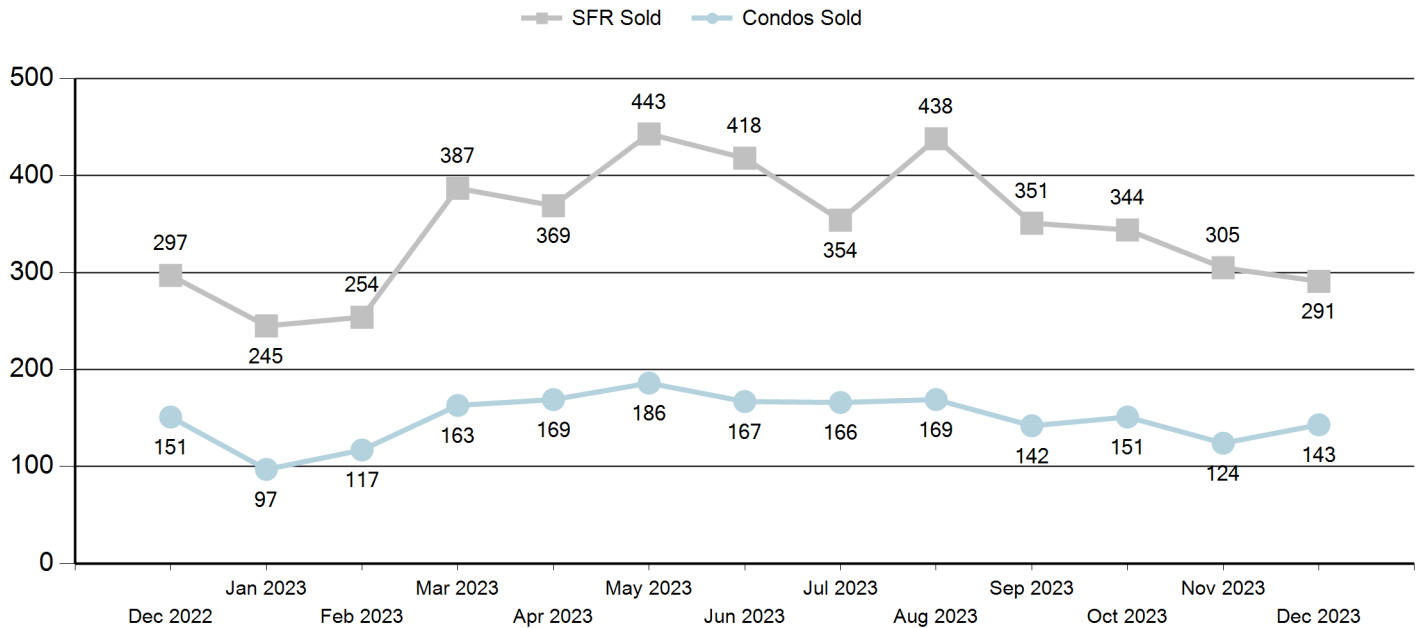
DECEMBER 2023

# MARKET ACTIVITY & TRENDS



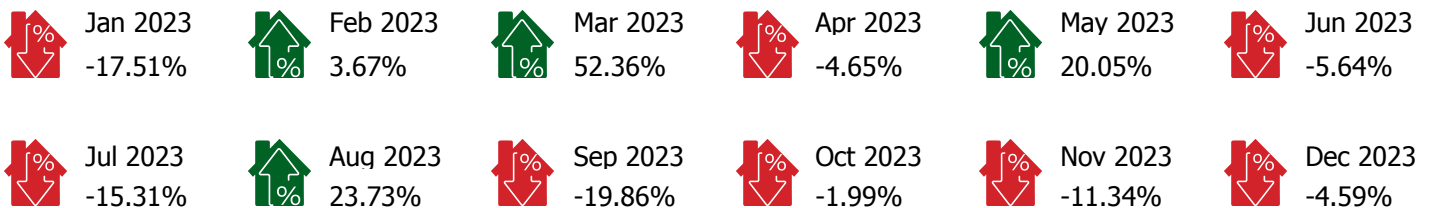
DECEMBER 2023

## SFR & CONDO SALES LAST 12 MONTHS

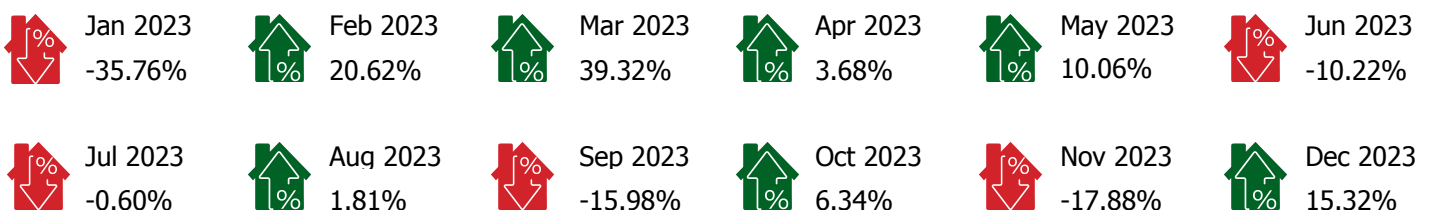


## MONTH OVER MONTH TRENDS

### SFR % Change



### Condo % Change

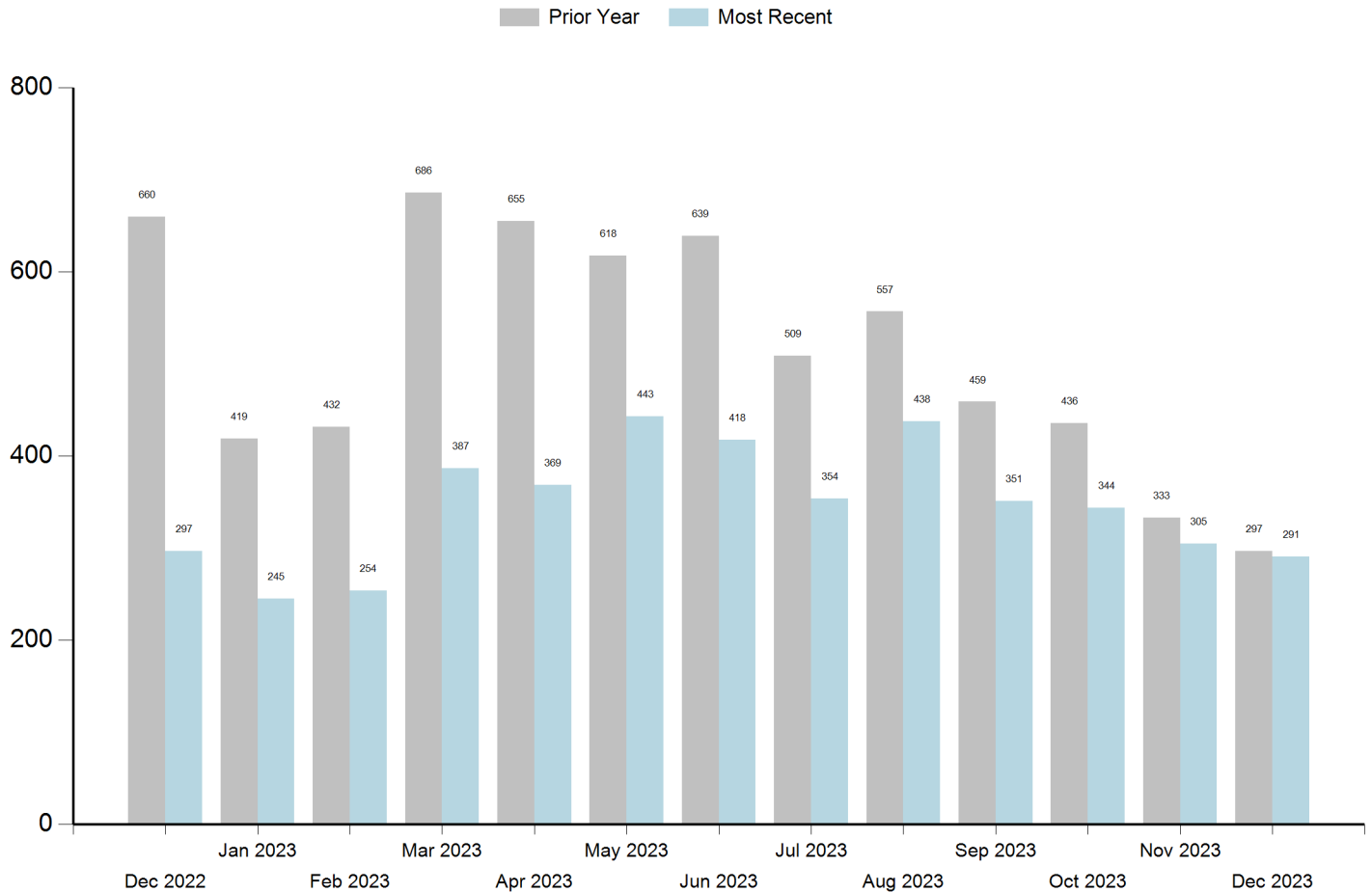


# MARKET ACTIVITY & TRENDS

DECEMBER 2023

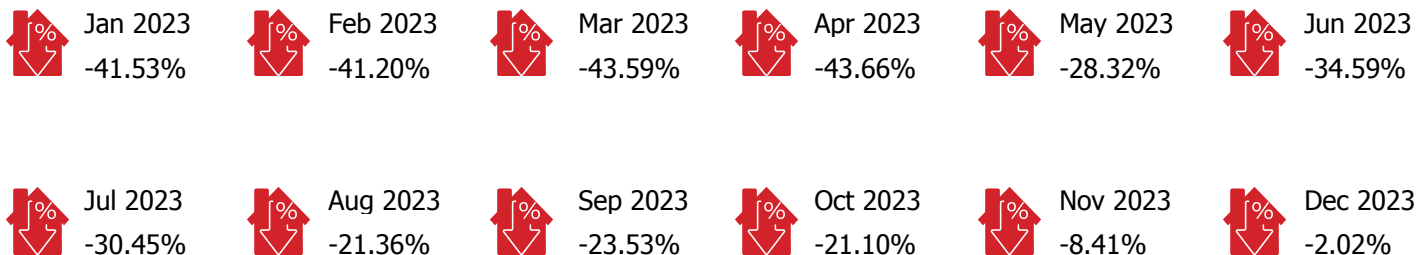


## SFR YEAR OVER YEAR



## SFR YEAR OVER YEAR TRENDS

### SFR % Change

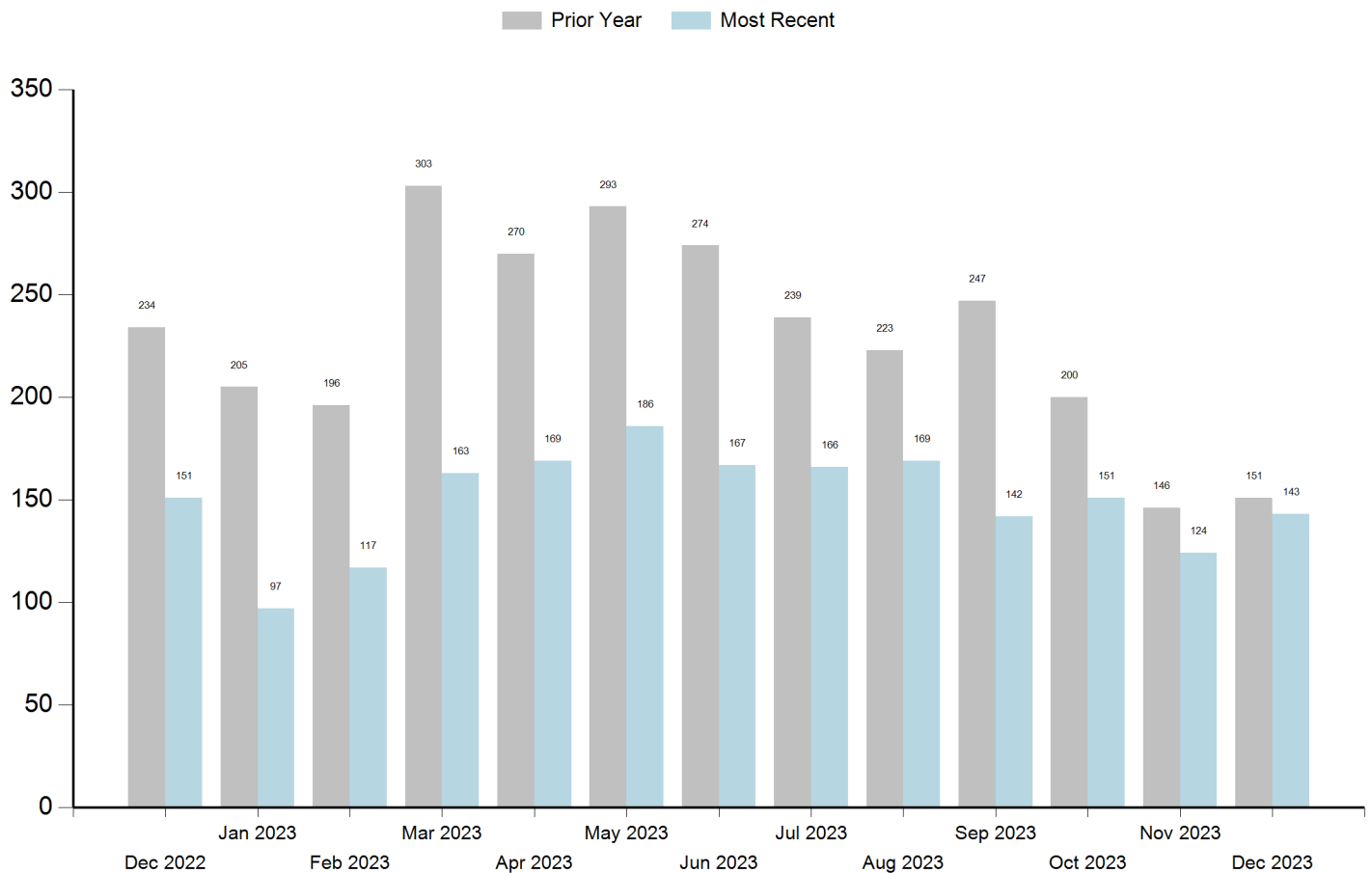


# MARKET ACTIVITY & TRENDS

DECEMBER 2023

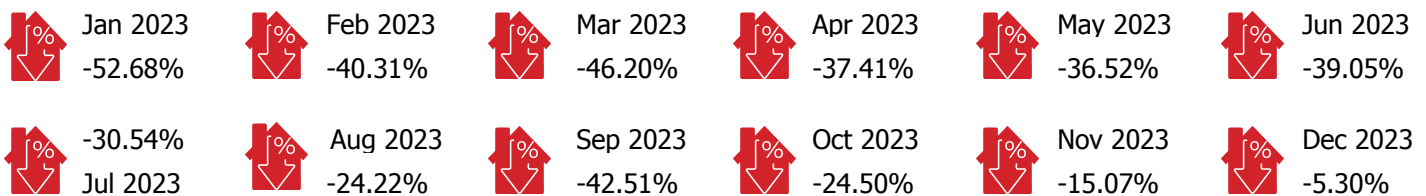


## CONDO YEAR OVER YEAR



## CONDO YEAR OVER YEAR TRENDS

### CONDO % Change



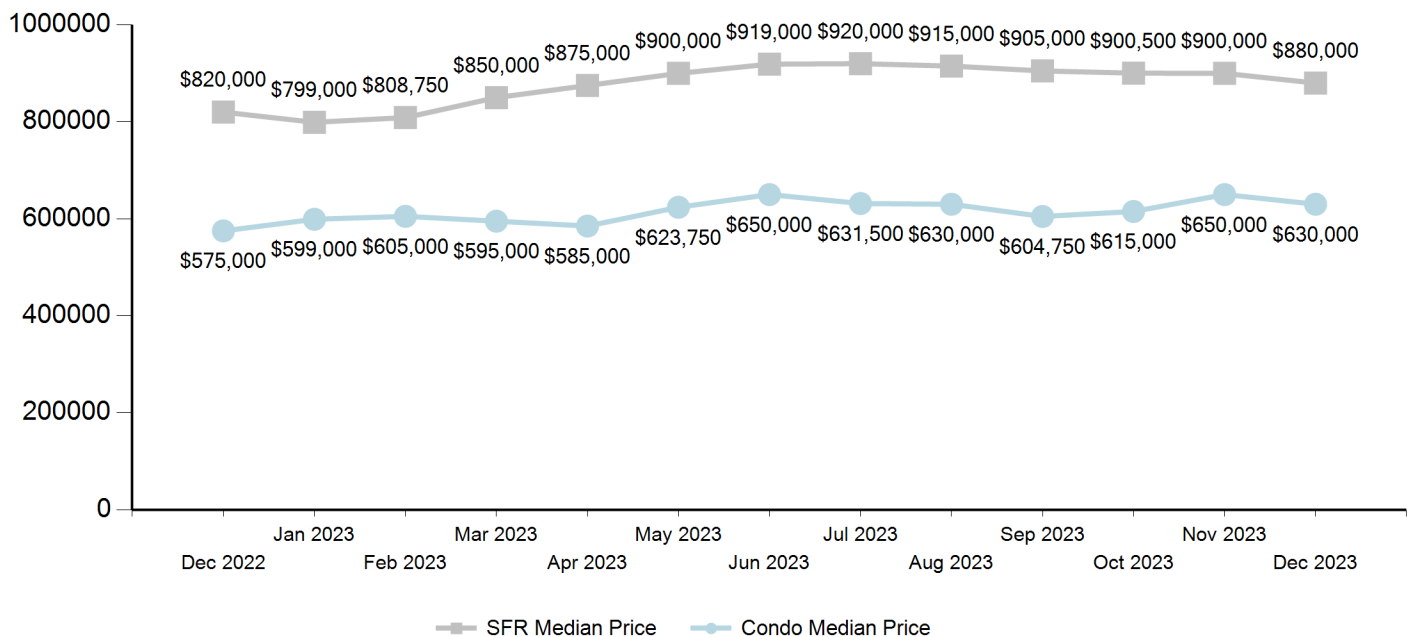


# MARKET ACTIVITY & TRENDS

DECEMBER 2023

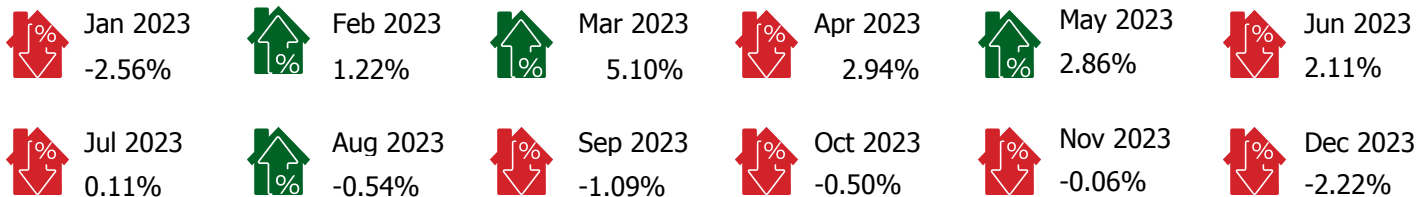


## SFR & CONDO MEDIAN SALES PRICE LAST 12 MONTHS




## MONTH OVER MONTH TRENDS

### SFR % Change



### Condo % Change

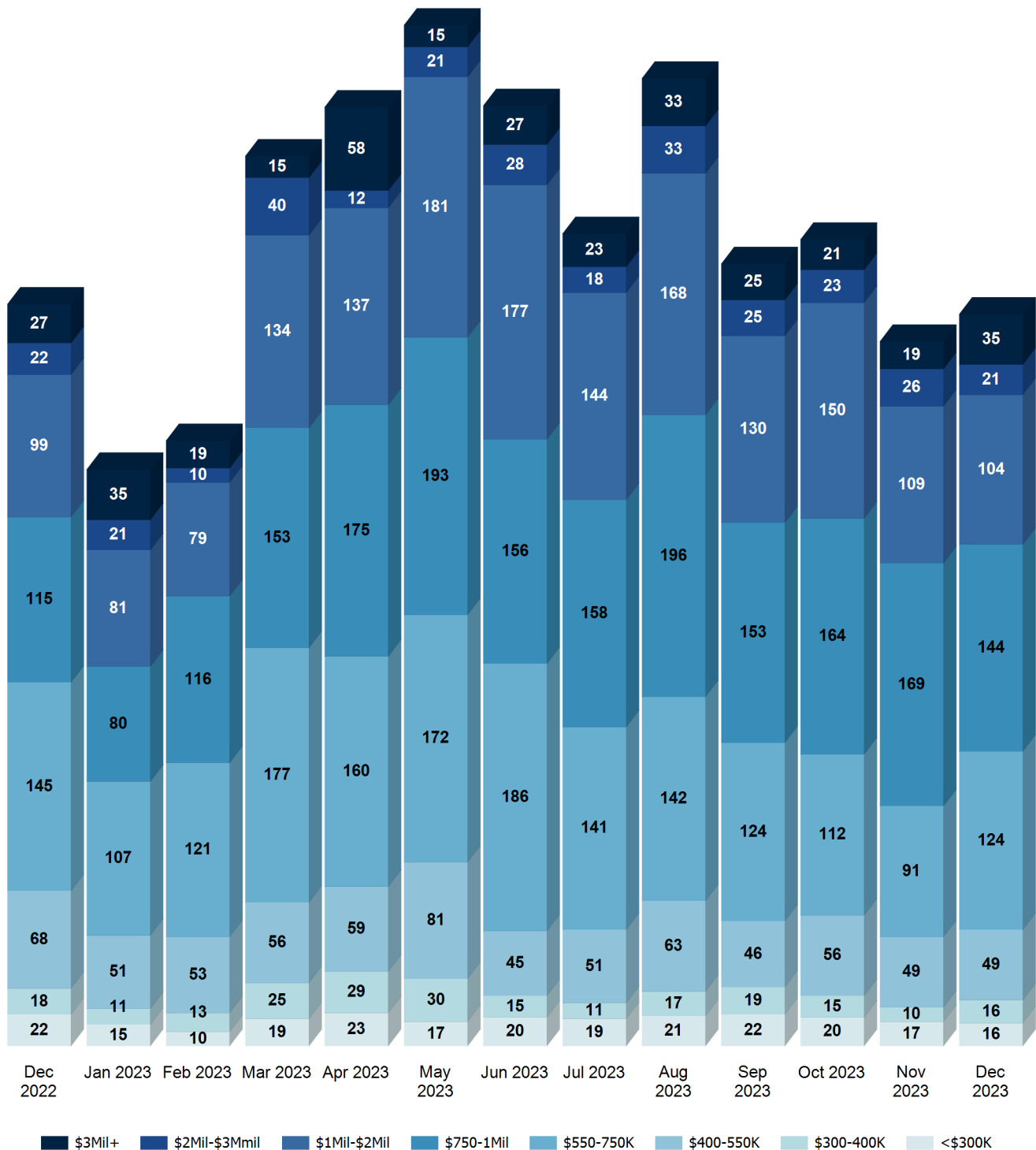


# MARKET ACTIVITY & TRENDS

DECEMBER 2023



## SALES VALUE RANGES



# MARKET ACTIVITY & TRENDS

## DECEMBER 2023



COMMUNITY NAME	ZIP CODE	SFR					Condos			
		SALES	SALES # % YOY	MEDIAN PRICE (\$1,000)	PRICE % YOY	MEDIAN \$/ Sq. Ft.	SALES	SALES # % YOY	MEDIAN PRICE (\$1,000)	PRICE % YOY
BELL CANYON	91307	2	-40.00%	\$2,435	13.26%	\$609	0	-100.00%	\$0	0.00%
CAMARILLO	93010	20	-38.76%	\$898	-0.28%	\$468	6	-23.62%	\$713	11.33%
CAMARILLO	93012	10	-34.82%	\$785	-0.51%	\$441	18	-41.62%	\$596	9.61%
CAMARILLO TOTAL		30	-36.79%	\$841	-0.39%	\$455	24	-32.62%	\$654	10.47%
CHATSWORTH	91311	1	-16.67%	\$935	-2.76%	\$404	0	0.00%	\$1,504	135.00%
FILLMORE	93015	7	-42.58%	\$689	6.57%	\$886	1	-29.33%	\$621	-1.82%
FRAZIER PARK	93225	1	-59.09%	\$318	9.48%	\$0	0	0.00%	\$0	0.00%
LAKE SHERWOOD	91361	1	-22.22%	\$2,575	-28.97%	\$916	0	0.00%	\$0	-100.00%
MALIBU	90265	0	-23.08%	\$5,098	96.06%	\$0	1	-50.00%	\$1,201	48.82%
MOORPARK	93021	17	-39.83%	\$1,100	27.91%	\$589	6	-39.00%	\$598	17.21%
OAK PARK	91377	2	-28.70%	\$834	-18.26%	\$310	1	-31.34%	\$715	-2.72%
OAK VIEW	93022	4	-25.00%	\$775	12.16%	\$765	0	0.00%	\$0	0.00%
OJAI	93023	14	-22.88%	\$1,200	-1.23%	\$834	2	0.00%	\$727	-22.45%
OXNARD	93030	7	-35.90%	\$905	19.71%	\$407	3	-40.00%	\$710	81.03%
OXNARD	93033	14	-37.95%	\$631	4.73%	\$460	5	-46.99%	\$385	-8.33%
OXNARD	93035	4	-30.16%	\$776	-31.03%	\$499	6	-35.16%	\$544	-27.47%
OXNARD	93036	7	-36.95%	\$765	9.44%	\$431	5	-53.61%	\$655	3.27%
OXNARD TOTAL		32	-35.24%	\$769	0.71%	\$449	19	-43.94%	\$574	12.13%
PORT HUENEME	93041	2	-37.33%	\$682	62.87%	\$465	10	-20.45%	\$530	6.00%
SANTA PAULA	93060	13	-43.78%	\$540	-9.32%	\$454	3	-71.07%	\$375	-37.50%
SANTA ROSA VALLEY	93012	4	-38.10%	\$2,384	12.19%	\$536	0	0.00%	\$0	0.00%
SIMI VALLEY	93063	25	-37.75%	\$830	13.70%	\$460	5	-30.67%	\$642	38.96%
SIMI VALLEY	93065	31	-26.87%	\$775	-2.45%	\$449	14	-36.46%	\$605	0.83%
SIMI VALLEY TOTAL		56	-32.31%	\$803	5.62%	\$454	19	-33.56%	\$624	19.90%
SOMIS	93066	1	-24.14%	\$1,150	-18.29%	\$281	0	0.00%	\$0	0.00%
THOUSAND OAKS	91320	19	-53.86%	\$1,065	32.59%	\$517	6	-40.83%	\$777	-21.52%
THOUSAND OAKS	91360	15	-26.28%	\$925	3.24%	\$513	3	-19.82%	\$520	5.05%
THOUSAND OAKS	91361	4	-48.15%	\$1,265	-82.18%	\$538	0	0.00%	\$0	-100.00%
THOUSAND OAKS	91362	9	-32.34%	\$1,357	29.19%	\$521	6	-30.33%	\$658	30.20%
THOUSAND OAKS TOTAL		47	-40.16%	\$1,153	-4.29%	\$522	15	-30.33%	\$652	-21.57%
VENTURA	93001	11	-31.03%	\$863	5.18%	\$1,242	3	-30.11%	\$1,014	81.88%
VENTURA	93003	21	-34.11%	\$1,050	34.19%	\$669	11	-44.28%	\$490	-13.66%
VENTURA	93004	9	-29.82%	\$925	14.02%	\$443	8	-2.17%	\$728	20.05%

		SFR					Condos			
COMMUNITY NAME	ZIP CODE	SALES	SALES # % YOY	MEDIAN PRICE (\$1,000)	PRICE % YOY	MEDIAN \$/ Sq. Ft.	SALES	SALES # % YOY	MEDIAN PRICE (\$1,000)	PRICE % YOY
VENTURA TOTAL		41	-31.65%	\$946	17.80%	\$785	22	-25.52%	\$744	29.43%
WESTLAKE VILLAGE	91361	10	7.06%	\$1,625	-12.16%	\$705	6	-15.63%	\$988	-8.09%
WESTLAKE VILLAGE	91362	6	-31.50%	\$1,560	-27.47%	\$644	3	-33.70%	\$988	16.04%
WESTLAKE VILLAGE TOTAL		16	-12.22%	\$1,592	-19.81%	\$674	9	-24.66%	\$988	3.97%